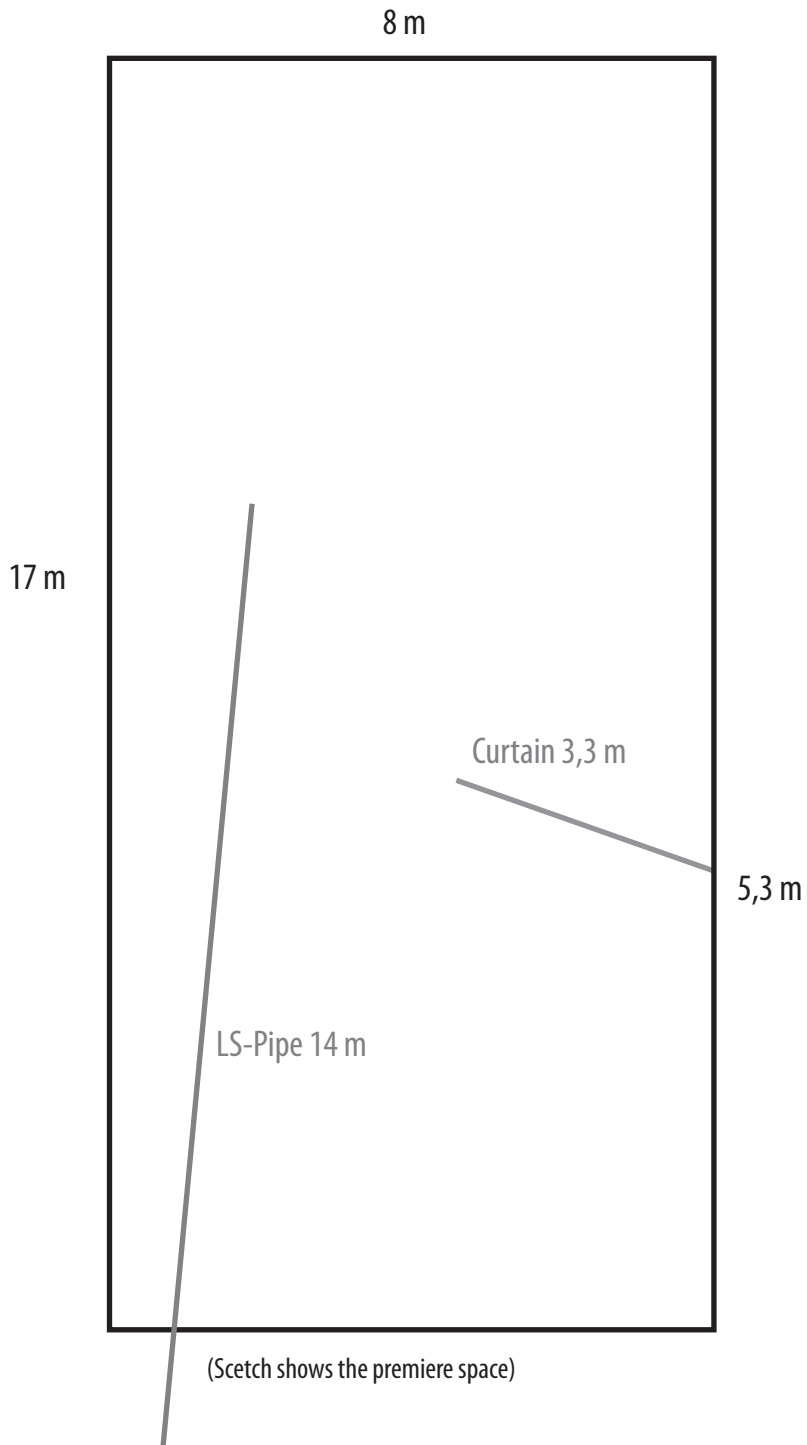


Stageplan On pleasure and fear



Material list :

we bring:

jam

1 black curtain 9,5*5,9 m

velcro tape to attach the curtain on the pipe

we need from you:

Stage:

1-3 extra pieces of curtain to hang in the space in case the 8m dance floor doesn't touch the wall to cover gap between floor and wall.

Dance Floor grey (if no grey available white) 8m*length of the space

Dance Tape grey

2x3m ALUPIPES (1xLX LS, 1x for black curtain)

12m PIPE (if in pieces with connections in between)

4 Sliders (or steel ropes to install LS)

1 piece of Sparklingtape with cable to ignite it. this will be attached to the Stroboscope

ATTENTION: jam will be thrown on stage, please have stage cleaning equipment ready for cleaning after the show

Light:

6 1KW FLOODs ASYM with barndoors white diffusion 250+ R218

6 FRESNELLS 1 KW straw + R201 or 2 more FLOODS 1 KW white diffusion 250+R218

4 36° ETC PROFILES 119 or 114+203

2 50° ETC PROFILES

1 HQI 2KW green / white

6 dim LS/WARMTON E (3x in the Rigg, 4x on the floor right side)

8 dim LS/COOLDAYLIGHT (fixed on a Pipe / diagonally hanging into the space / with sliders oder fixed steel ropes)

1 Stroboscope

Sound:

Audio mixing desk (with subgroups)

PA System – 4 Speakers (2 on the floor at the rear of the space and 2 flown in front of audience seating)

1 X Graphic Equalizer



Views of the stage



STUFENLINSE 2 kW



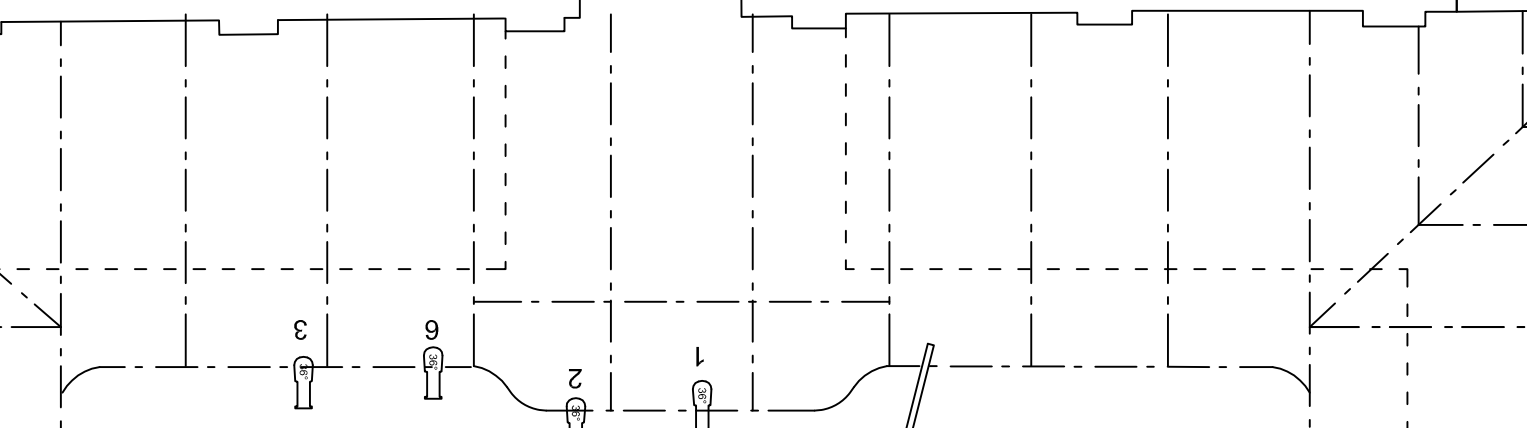
FLUTER 1kW



HOI 1kW



Stroboskop 1kW

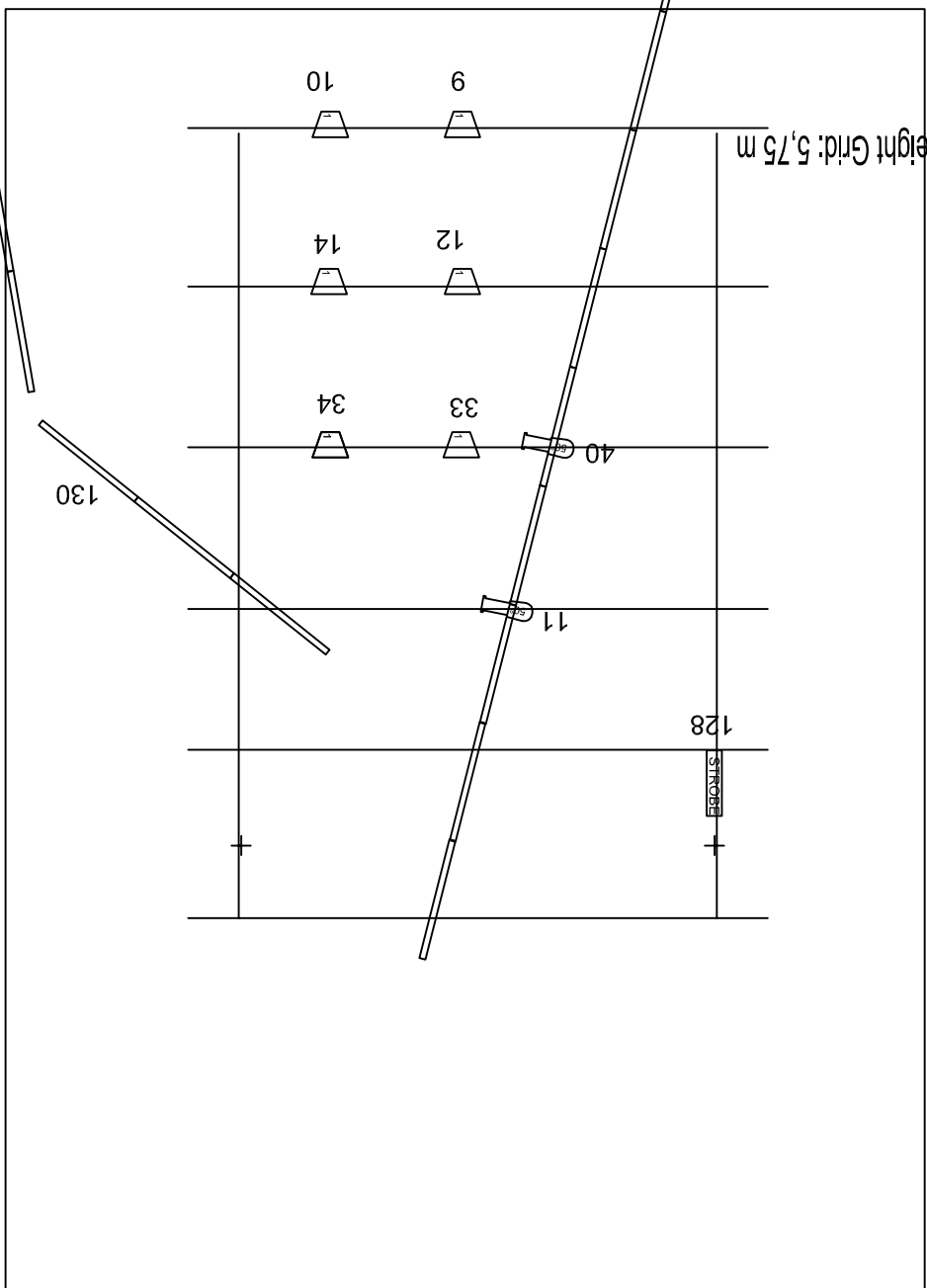


Galerie



on floor

130



height Grid: 5,75 m

128

STROBE

131

130